



Nelson Area General Fishing Rules

- Don't take undersize fish.
- Don't take more than the daily limit.
- Only the person who catches or gathers fish can claim a daily limit.
- You cannot use underwater breathing apparatus (SCUBA) when taking or possessing paua.
- Use a flat blade tool to carefully remove paua.
- Measure all your catch before placing it into your catch bag.
- All undersize and excess fish (including paua) must be returned to the sea immediately whether alive, dead or harmed.
- Do not use undersize or excess fish for bait.
- Paua must remain in their shell until you leave the beach.
- Do not sell or trade your catch.
- Only buy fish from a fish shop or supermarket.


How to measure Paua

Paua: measure the greatest length of the shell in a straight line. Do not measure over the curve of the shell.










How to measure Fish

Finfish: measure from the nose of the fish to middle of the tail fin.



Use a flat blade tool, not a knife or screwdriver, to gather Paua



SHELLFISH		Daily limit per person	Minimum size (mm)
	Ordinary paua (black foot)	10	125
	Yellow foot paua	10	80
	Mussels	50	No minimum size
	Cockles	150	No minimum size
	Pipi	150	No minimum size
Combined bag species	Crabs, cat's eyes, periwinkles, limpets, whelks, barnacles, starfish, and freshwater crayfish	50 (combined)	No minimum size
 Crab	 Cat's-eye	 Periwinkle	 Whelk
			 Limpets

FINFISH		Daily limit per person	Minimum size (mm)
	Snapper – Nelson	10	250
	Snapper – Marlborough Sounds	3	250
	Kahawai	20	No minimum size
	Spotty	No limit	No minimum size
	Yellow eyed mullet	No limit	No minimum size

This is a guide only. For more detailed information about our fishing regulations please contact the local Ministry of Fisheries office on 03 548 1069

www.fish.govt.nz

24 June 2010